

ROOF PLAN KEYNOTES & LEGEND	
A	WHITE ROOF MEMBRANE
B	ROOFTOP MECHANICAL EQUIPMENT AREA
	ROOFTOP MECHANICAL EQUIPMENT COVERAGE COVERAGE AREA = 3,090 SF (20.37% OF TOTAL ROOF AREA)




ROOFTOP MECHANICAL EQUIPMENT SCREEN

SEAL


TO THE BEST OF MY KNOWLEDGE, THE PLANS AND SPECIFICATIONS COMPLY WITH THE APPLICABLE MINIMUM BUILDING CODES AND THE APPLICABLE FIRE-SAFETY STANDARDS AS DETERMINED BY THE LOCAL AUTHORITY IN ACCORDANCE WITH THIS SECTION AND 633 FLORIDA STATUTES.

STEPHANE L'ECUYER
AR 93637



ISSUE FOR:


DRC SUBMITTAL



REV.	DATE	DESCRIPTION
01	05-13-2025	DRC SUBMITTAL

ALL MEASUREMENTS MUST BE VERIFIED BEFORE BEGINNING THE WORK. NO MEASUREMENTS ARE TO BE SCALED DIRECTLY FROM THIS DRAWING.

Key section



Client

VERA FUND
NICK POLYUSHKIN
& YURI KHARITONENKOV
TEL: 305.833.3303

Project

**1600 S FEDERAL HIGHWAY
(MIXED-USE PROJECT)**
1600 SOUTH FEDERAL HIGHWAY,
POMPAHO BEACH, FL 33062

Title

ROOF PLAN

Drawn

J. WU

Field

ARCHITECTURE

Verified

N. TREMBLAY

Scale

as shown

Approved

S. L'ECUYER

Date

01-19-2026

Project Manager

J. WU

Dwg. no.

A-207

Project

24-838